

Roadmap Webinar

Roadmap Q4 2023

Today's Team



Daniel
Sr. Product Success
Manager



Christoph
Sr. Product Manager **VSM**



Johannes
Head of Product **SMP**



Felix
Head of Product **EAM**



Bram
Head of Product **EAM**
Integrations & TRM

SAP's Acquisition Intent



SEPTEMBER 7, 2023

SAP to Acquire LeanIX, Delivering Customers a Comprehensive Solution Suite for Continuous Business Transformation and a Foundation for AI-Enabled Process Optimization

WALLDORF and BONN, Germany — Sept. 7, 2023 — [SAP SE](#) and LeanIX GmbH today announced that SAP has entered into an agreement to acquire LeanIX, a leader in enterprise architecture management (EAM) software. The planned acquisition helps SAP expand its business transformation portfolio, giving customers access to the full suite of tools required for continuous business transformation and facilitating AI-enabled process optimization. LeanIX, a privately held company, has been a strategic partner of SAP and for SAP® Signavio® solutions for 10 years. Many CIOs rely on LeanIX's offerings as part of their digital transformation with the RISE with SAP solution.

The transaction is expected to close in the fourth quarter of 2023, subject to customary closing conditions and regulatory approvals. Terms of the transaction were not disclosed.

With the intended acquisition, SAP is extending its comprehensive transformation suite to help customers navigate change more easily and permanently improve their business processes. LeanIX complements the transformation capabilities of



Press release



Link to page on SAP & LeanIX partnership

Value Stream Management

Christoph Walpert, Sr. Product Manager

What's hard about tech stack management for architects and engineering managers?



Missing transparency and oversight which technologies are actually in use



Risk of exposure to vulnerabilities



Old versions of major technologies are still in production

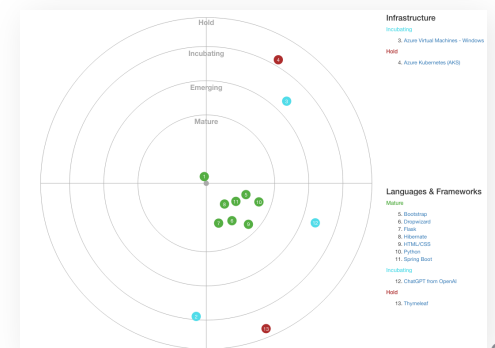
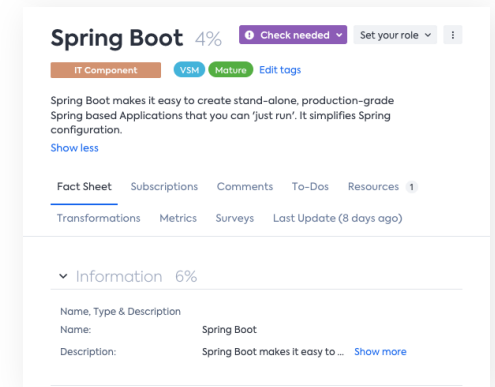

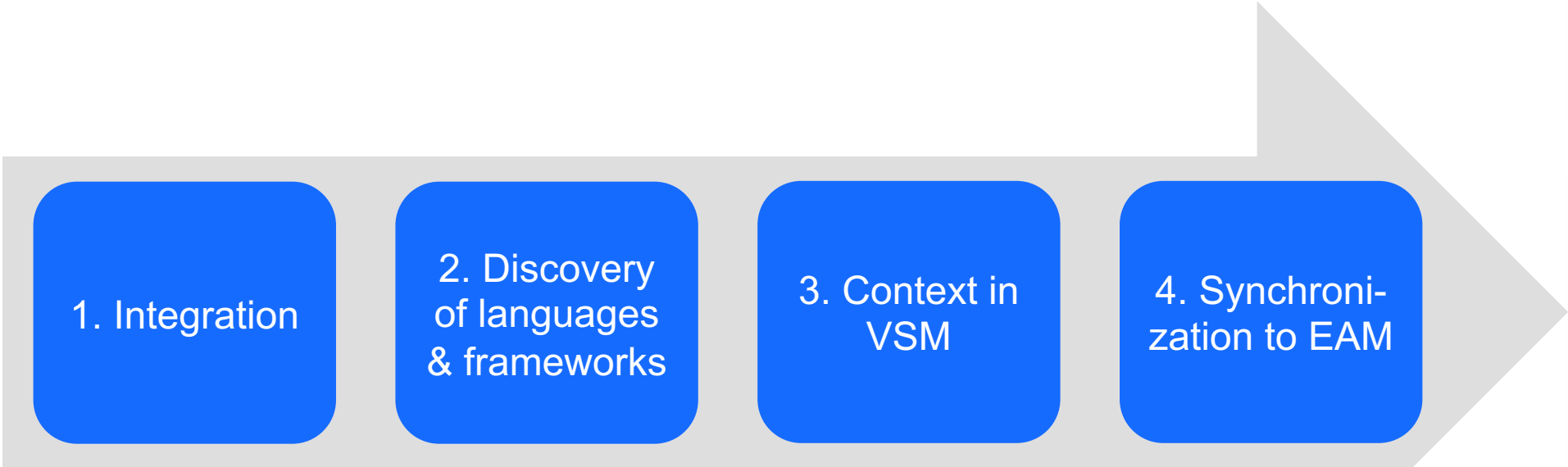


Many technologies deployed for the same purpose without clear reasons (technical sprawl)



No clear process established to manage technology assessments

Engineers and architects join forces to understand the current tech stack



roadmap.leanix.net

SaaS Management Platform

Johannes Wilden, Head of Product SMP

roadmap.leanix.net



Integrating with EAM

Focus 2023

An integrated ecosystem with customizable data exchange is key for a well maintained Application portfolio!

The screenshot shows the 'LeanIX SMP integration' configuration page. It includes a search bar, navigation tabs (Configuration, Sync log), and a 'Run sync' button. The main content area displays 'LeanIX SMP' as 'Active' with 'Last synced on 22.3.2023 at 17:05'. It shows '23 Factsheets linked' and '3 field errors' in the mapping status. Below this is a 'Simple fields sync' section with a table of sync configurations.

Product source	Source Field	Sync direction	Target field	Status	Last sync	Synced on
SMP	Spend (last month)	SMP → EAM	Spend (last month)	✓	22.3.2023 at 17:05	23 factsheets
SMP	Spend (SYTD)	SMP → EAM	Spend (SYTD)	✓	22.3.2023 at 17:05	23 factsheets
SMP	Active Users	SMP → EAM	Active Users	✓	22.3.2023 at 17:05	23 factsheets
SMP	SSO Status	SMP → EAM	SSO Status	✓	22.3.2023 at 17:05	23 factsheets
SMP	SSO Provider	SMP → EAM	SSO Provider	✗	22.3.2023 at 17:05	23 factsheets
EAM	Business Criticality	EAM → SMP	Business Criticality	✓	22.3.2023 at 17:05	23 factsheets
EAM	Functional FIT	EAM → SMP	Functional FIT	✗	22.3.2023 at 17:05	23 factsheets
SMP	The magic field	SMP ⇄ EAM	The magic field	✗	22.3.2023 at 17:05	23 factsheets



SaaS Discovery

Focus Q4

Automated discovery is mandatory to create accurate inventories in the ever-growing complexity of today's time.

The screenshot displays the 'SaaS Discovery' dashboard. It features several key metrics: 'Potential Shadow IT' (51), 'Enrich data potential' (30), 'Linked FS' (20), and 'All discoveries' (700). There are two bar charts showing 'Shadow IT discovered' and 'Potential data enrichments' over time. A 'Your next actions' panel lists tasks like 'Check 5 potential Shadow IT discoveries' and 'Check 30 discoveries for data enrichment'. Below the charts is an 'Integrations status' table and a 'Fact Sheet linking' section.

Integration	Status	Status
Okta 2034	Verifying	Processing - Done left
Okta 2034	2 errors	75%
Okta 2034	Warning	75%
Okta 2034	Connected	100%
Okta 2034	Disconnected	

Enterprise Architecture Management

Felix Hoffmann, Head of Product EAM

Bram Verswalm, Head of Product EAM Integrations & TRM

Meta Model V4



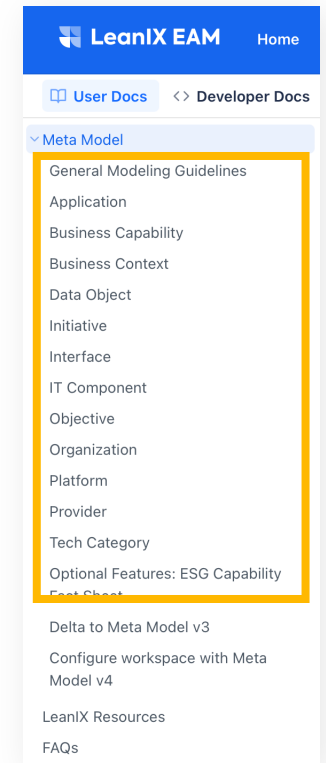
Link to documentation

Evolved Meta Model available

- In new workspaces
- Existing workspaces remain on V3
- Further product support to make it easy for you to follow the last version in 2024
- Apply Meta Model changes manually when you've identified benefits for specific use cases

Revised user docs published

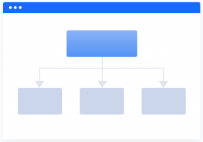
- General modeling guidelines
- Detailed descriptions, examples, best-practices for each Fact Sheet type
- Dedicated page describing the delta between V3 and V4
- Step-by-step guide to configure V4 changes




Next-Generation Diagrams transition finished

Next-Generation Diagram Editor is generally available!


Choose a diagram type



Data Flow
Insert and expand Fact Sheets and their relations from the inventory with improved usability and advanced editor capabilities.
[Read documentation](#)
[Create Data Flow](#)

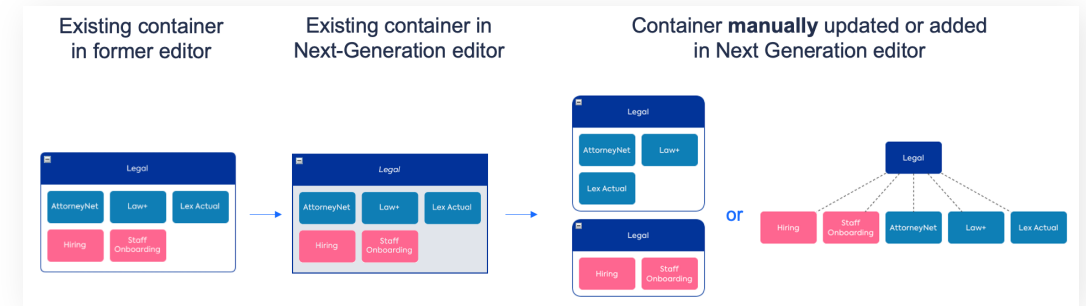


Free Draw
Create superior diagrams and design every aspect just the way you want - as simple as creating an office presentation.
[Read documentation](#)
[Create Free Draw](#)

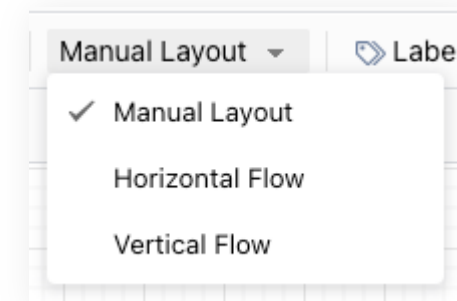


Lucidchart
Create a new Lucidchart diagram and link it automatically back to LeanIX.
[Import existing document from Lucidchart](#)
[Create Lucidchart](#)

1. Drill-Downs behave differently.



2. Existing Data Flows switch to manual mode.



Our AI Vision: Support AI usage in your business



1 AI in **Enterprise Architecture (EA)** → [Capturing AI Systems & Use Cases](#)

- AI Governance, e.g., obligations to EU & US AI act
- Possible Meta Model extensions

2 AI in **Enterprise Architecture Management (EAM)** → [LeanIX AI Assistant](#)

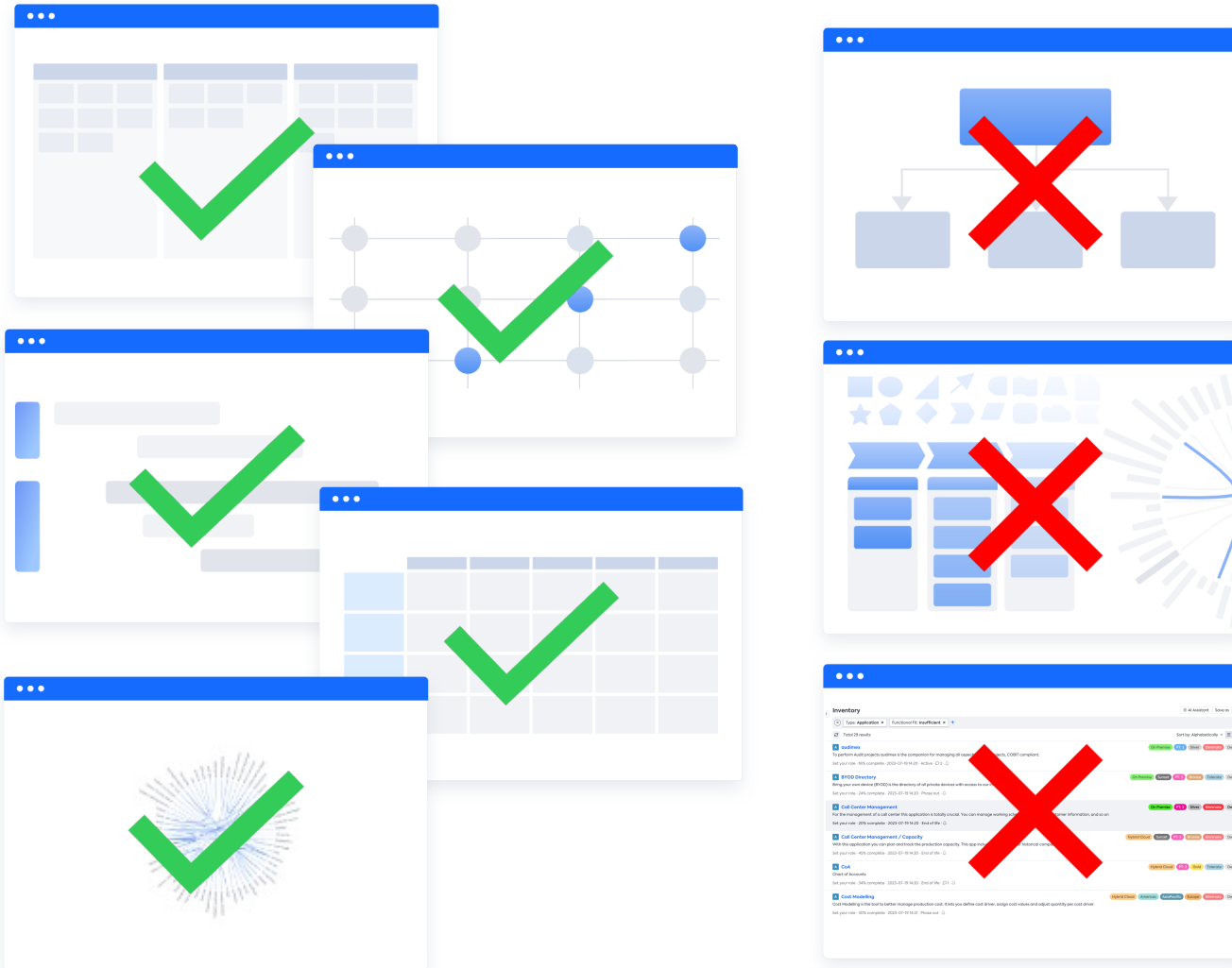
- Just moved from reports into the inventory



- Planned to partially move into the UI of Fact Sheets
- Considering training a large language model with best practice and meta model data

Overview unified GraphQL API

Reports supports OR filters



"OR" Operator **not yet** supported:

- Diagrams
- Inventory
- Other reports, i.e.,
 - World-Map
 - Business Capability Cost & Provider Cost

Part of our unified GraphQL initiative and blocker for further improvements, i.e.,

- numeric filters
- other sort orders
- better full text search.
- ...


Excel Import/Export

Import .xlsx File

Please note





- Only a single Fact Sheet Type can be imported.
- Fields on Relations can be exported but not reimported
- Only .xlsx with up to 10.000 rows can be imported

Please check our [Import Guide](#) for more details


DROP A FILE TO UPLOAD OR BROWSE
Maximum allowed file size is 10 MB

Import Preview/20231012_144535_V36A0_inventory.xlsx

23 out of 249 Fact Sheets contain changes and can be imported

 23 New Fact Sheets to be added	 0 Fact Sheets to be updated	 0 Fact Sheets to be archived	 226 Entries with errors will not be imported
--	---	--	--











To enable the IMPORT, please download the Summary Report (.xlsx) first to **review the upcoming changes and identified errors.**

[Download Summary Report](#)

[Upload new File](#) [Cancel](#) [Import](#)







Top 10 voting items

High number of feedback on Diagrams

 Versioning of Diagrams	413
 Inventory: Configure calculated fields (voted #2 in Q1)	301
 Diagrams: Configurable shape libraries for Fact Sheet types (voted #12 in Q1)	196
 [EAM] Inventory: Configurable Fact Sheet request form	189
 Inventory: Improved management of resources at Fact Sheets (voted #14 in Q1)	181
 Inventory: Extend table view to attributes on related Fact Sheet types (voted #7 in Q1)	155
 Trigger Automation on Fact Sheet field changes	153
 Inventory: Filter by dates and numeric fields	142
 Archimate shape set linked to Fact Sheet types	137
 Allow Non-Admins Users To Create/Run Surveys (voted #41 in Q4 2021)	126



Following the Next-Generation Diagrams release, we can start picking these in the upcoming quarters.

IMPORTANCE		 213
 +3	Critical	53
 +2	Important	94
 +1	Nice to have	65
 +1	Unknown	1
 0	Not Important	0

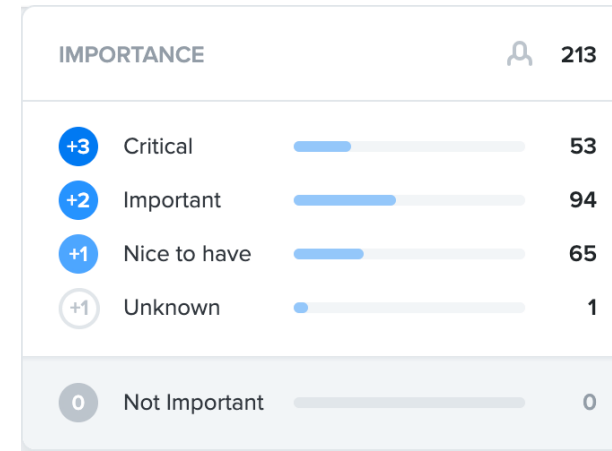
Top 10 voting items

Inventory topics voted second most

Versioning of Diagrams	413
Inventory: Configure calculated fields (voted #2 in Q1)	301
Diagrams: Configurable shape libraries for Fact Sheet types (voted #12 in Q1)	196
[EAM] Inventory: Configurable Fact Sheet request form	189
Inventory: Improved management of resources at Fact Sheets (voted #14 in Q1)	181
Inventory: Extend table view to attributes on related Fact Sheet types (voted #7 in Q1)	155
Trigger Automation on Fact Sheet field changes	153
Inventory: Filter by dates and numeric fields	142
Archimate shape set linked to Fact Sheet types	137
Allow Non-Admins Users To Create/Run Surveys (voted #41 in Q4 2021)	126



Dependency on the unified GraphQL API initiative



Top 10 voting items

Continued high relevance of survey creation for non-admins

Versioning of Diagrams	413
Inventory: Configure calculated fields (voted #2 in Q1)	301
Diagrams: Configurable shape libraries for Fact Sheet types (voted #12 in Q1)	196
[EAM] Inventory: Configurable Fact Sheet request form	189
Inventory: Improved management of resources at Fact Sheets (voted #14 in Q1)	181
Inventory: Extend table view to attributes on related Fact Sheet types (voted #7 in Q1)	155
Trigger Automation on Fact Sheet field changes	153
Inventory: Filter by dates and numeric fields	142
Archimate shape set linked to Fact Sheet types	137
Allow Non-Admins Users To Create/Run Surveys (voted #41 in Q4 2021)	126









Work is starting now – likelihood of being continued in Q1 2024

Public












IMPORTANCE		213
+3	Critical	53
+2	Important	94
+1	Nice to have	65
+1	Unknown	1
0	Not Important	0

Top voted items – released in Q3



 Fact Sheets: Manage permissions per user role in Meta Model Configuration	610		Q3
 Feature Parity for Next-Generation Diagram Editor	545		Q3
 [EAM] Onboarding & Excel Import/Export: Import does not stop at error	101		Q3
 Support Advanced Field Types in Surveys	100		Q3

Public

IMPORTANCE		 213
 +3	Critical	 53
 +2	Important	 94
 +1	Nice to have	 65
 +1	Unknown	 1
 0	Not Important	 0

roadmap.leanix.net

Q&A